


Safety Zone



Summer 2011

From Your Local Fire/Police Departments

& Northwest Fireflies

Learn Your Phone Number!



Hi, I'm firefighter Smith and I want you to learn your address and home phone number!

Write your child's telephone number on the lines below. Have your child point to each number and tell you what it is.

(_ _ _) _ _ _ - _ _ _ _

Have your child copy their home phone number below. Regular practice will help your child remember it. They can practice using the numbers on this pretend phone.

(_ _ _) _ _ _ - _ _ _ _

A message to parents and caregivers:

Help us help you — please make sure your house numbers are visible from the street and help your child learn his/her address and home phone number. It could save a life. Hang this sheet up near your phone while your child is learning.

Firefighters and police officers use your address to find you if you need help. The number you see on the front of your house is the first part of your address. The name or number on the street sign is the second part of your address. The two parts make your entire address and this is what you need to know in an emergency.

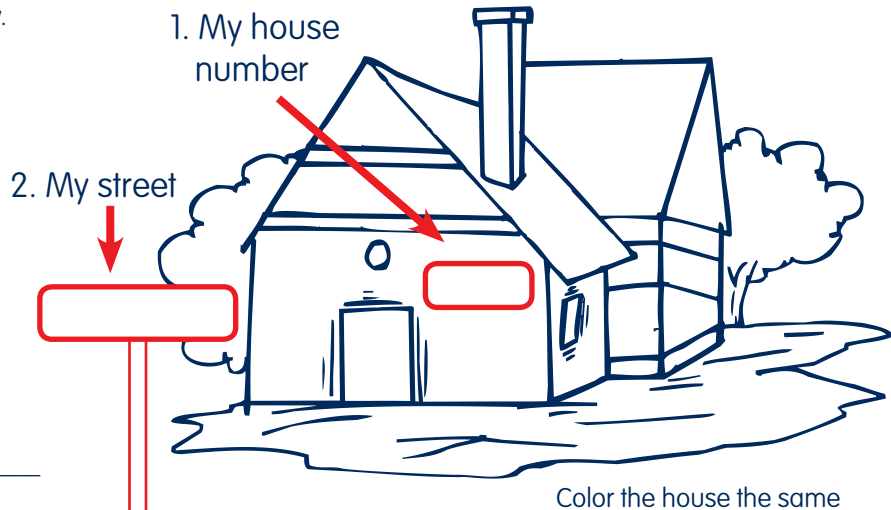
Have a grown-up write your address on the lines below. Read it out loud.

1. House number

2. Street

Now copy your address.

Learn Your Address!



Color the house the same colors as your house.

SAFETY TIPS

Use a computer only with permission from a parent, teacher or trusted adult.



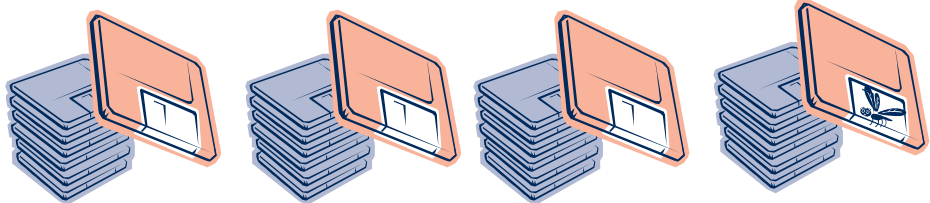

Protect your computer. Never download software or games without permission.

Never give out private information (name, address, phone number, school, birth date).

Cyber Bullying Don't be a bully, treat others with courtesy and respect.

Beware of strangers. The person you are chatting with may not be telling you the truth.

Look at the pictures below. These pictures appear to be the same in the entire row. Find and circle the picture that is slightly different than the others.



1.) Keys 2.) Bug 3.) Firefly Guy 4.) Clown Hat 5.) Eyes

Answer Key:

Puzzle Fun!



Surfing the Net

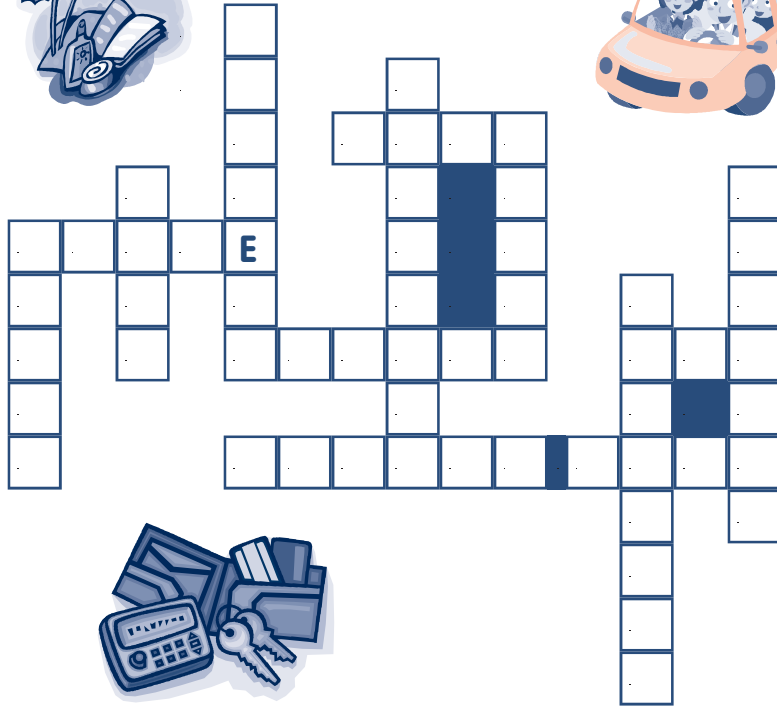
Safe, Educational
and
Fun Sites:

[http://
www.ready.gov/kids/](http://www.ready.gov/kids/)

[http://
www.fema.gov/kids/](http://www.fema.gov/kids/)

[http://
www.smokeybear.com](http://www.smokeybear.com)

[http://
www.sparky.org/#/
Sparky](http://www.sparky.org/#/)



Some information should never be shared with strangers.
Write the dark words below in their correct spaces above.

Things you should never share with a stranger:

Your **NAME**
Your **ADDRESS**
Your **PHONE** Number
Your **AGE**
Your **SCHOOL**
Your **PHOTO**

Your **VACATION**
Your **PASSWORD**
Your **EMAIL** address
A **CREDIT CARD** number
Where your parents **WORK**
Information about **FRIENDS**

PARENT NOTE: The internet can be a wonderful resource for kids. They can use it to research school reports, communicate with teachers and other kids, and play interactive games. Kids who are old enough to punch in a few letters on the keyboard can literally access the world.

But that access can also be a hazard. That's why it's so important to be aware of what your kids see and hear on the internet, who they meet and what they share about themselves online.

Just like any safety issue, it's wise to talk with children about your concerns. Take advantage of resources to protect them, and keep a close eye on their activities.



Protect Your Privacy

Rule 1: Use a computer with permission from a parent, teacher or trusted adult.

Rule 2: Protect your computer never download software or games without permission.

Rule 3: Never give out private information (name, address, phone number, school, birthdates).

Rule 4: Beware of strangers. The person you are chatting with may not be telling you the truth.

Rule 5: Cyber Bullying. Don't be a bully, treat others with courtesy and respect.

S Start at the first arrow and write that letter in the first box. Travel in a clockwise direction and write every other letter in the following box until the message is complete.

START HERE #1

START HERE #2

Start at the second arrow and complete this message in the same way.

--	--	--	--	--	--	--	--	--	--

										!
--	--	--	--	--	--	--	--	--	--	---



Firefly reminds you to...
"Always Be Kind"



#1 NEVER BE A BULLY #2 ALWAYS BE POLITE

Answer Key: