

CLEAR YOUR ESCAPE ROUTES!



One Batterymarch Park
Quincy, MA 02169-7471


www.nfpa.org



THIS WAY OUT


Items that block doors and windows in your home could keep you from escaping in the event of a home fire. And that could mean the difference between life and death. So unblock your exits today!

Key to your family's safety is planning and practicing a home fire escape plan twice a year.* Start by identifying two escape routes out of each room, if possible, then make sure that each of those escape routes can be used safely by everyone.



• SECURITY BARS

Security bars or steel screens on doors and windows that don't come with a quick release mechanism could keep you trapped inside during a fire, or prevent emergency personnel from being able to enter your home to rescue you. Inspect your windows with security bars to make sure they have quick release devices that everyone in the home knows how to use.



• PADLOCKS


Padlocks can be a barrier to safety. In the event of a home fire, you'll need access to every escape route. Remove padlocks so the door or window can be used as an escape route.

***For information about escape planning go to www.nfpa.org and type "home escape planning" in the search bar.**

- **HURRICANE SHUTTERS**


Plywood sheets, hurricane shutters – Americans who live in the country’s hurricane zones are all too familiar with these protective devices. When the threat of the storm passes,

however, remove plywood sheets and put permanent shutters in the ‘open’ position to allow for two ways out of every room. Shutters can keep residents trapped inside during a home fire.



- **FURNITURE**

When arranging furniture and other items, make sure that you’re not blocking doors or windows with televisions, heavy dressers, tables, couches, even potted plants. Every room needs two ways out. Remove furniture that may be blocking doors or windows.



- **WINDOWS**

Never nail or paint windows shut. Opening them could be crucial in the event of a home fire. Inspect your windows and doors. Remove nails or paint that could prevent using windows for escape.




- **TOYS**

A pile of toys or other items in front of a doorway can block your escape route and could be a threat to the safety of you and your family. Remove toys that may be blocking doors or windows.



- **HOLIDAY DECORATIONS**

Christmas trees and other holiday decorations can light up a room—but don't let them block your escape route. Place trees and holiday decorations away from doors and windows that would be used to escape.



- **PLASTIC INSULATION**

In colder parts of the country, residents often cover their windows with plastic during the long winter. But make sure everyone in your family can easily remove the plastic in case of an emergency.